


## ACCESSORIES

### I. V. POLES

For infusion pumps and fluid bags



#### M-IS16

- For 4 infusion fluid bags/bottles
- Up to 6 infusion pumps
- Stainless steel construction
- Rail-mounted
- Height adjustable
- Various length of turning arms up to 500 mm
- Dripper holders are removed from the axis of attachment of infusion pumps by 200 mm with a rotation of 360 °
- Maximum load - 20kg.

#### Sliding I.V. pole for Pendant Bridges M-GM

- For 4 infusion fluid bags/bottles
- Stainless steel construction
- On special linear rail system with movement brakes and additional railings for extra accessories
- Height adjustable
- Various length turning arm up to 500 mm
- Maximum load - 25kg.



I.V. Holder for  
Bed Head Unit M-PB




Infusion pump pole  
for rail mounting

## RAILINGS FOR SUSPENDED EQUIPMENT

### M-RL


- Wall mounted rails for suspended equipment
- Standard rail dimensions 10 x 25 mm
- Maximum load 40 kg/meter
- Stainless steel construction



For mounting to Bed Head Unit profile



For various suspended equipment with fixation on tube Ø25, Ø32, Ø38



## BEDSIDE SCREENS



M-BS05T

- Two types of holders:  
telescopic **M-BS05T**  
ceiling profile **M-BS05C**
- Various length and height holders
- Large selection of curtain materials
- Easy cleaning
- Flame resistant materials
- Fixation of telescopic bedside screens:  
on the wall  
on the rails
- Special profile for suspended ceiling



M-BS05C



## ACCESORIES FOR MAIN EQUIPMENT



### Sliding shelf module for Pendant Bridges M-GM

- Mobile system can be moved along the pendant with rotation about vertical axis, with a separate height-adjustable shelf
- On special linear rail system with movement brakes
- Made from stainless steel and aluminum, which is painted with powder paint in metallic colors
- Dimensions may be standard or by customer's request;
- Resistant to all the cleaning detergents
- Maximum load - 80 kg/per self

### Suspended shelf with one or two drawers for Wall Pendants M-GB and M-PB

- Aluminum painted with powder paint with the top shelf made from stainless steel
- Easy to clean, without sharp edges
- Convenient mounting to the profile of wall pendant
- Resistant to all the cleaning detergents




### Shelf with drawer for Ceiling Pendants M-GL

- Two rails 10x25 mm for suspended equipment
- Handle to control pendant's pneumobrakes
- Made from aluminum painted with powder paint in "metallic" colors RAL 9006
- Dimensions may be standard or by customer's request
- Resistant to all the cleaning detergents

### Shelf for Ceiling Pendants M-GL


- Rail 10x25 mm for suspended equipment
- Possibility to adjust the height of mounting
- Made from stainless steel and aluminum, which is painted with powder paint in "metallic" colors RAL9006
- Dimensions may be standard or by customer's request
- Resistant to all the cleaning detergents





### Monitor holder VESA

- For various sizes monitors fixation to the ceiling pendants, wall pendants, bed head units.
- Maximum load 17 kg
- Arm length up to 500 mm
- Monitor Position Adjustment - Three Axes



### Monitor shelf for intensive care consoles

- Convenient mounting of the shelf through the whole length of the pendant
- Adjustable height
- Mounting on the 10x25 mm rail
- Made from aluminum painted with powder paint in metallic colors
- Dimensions may be standard or by customer's request
- Resistant to all the cleaning detergents
- Option - model with drawer

### Shelf for the monitor for Bed Head Unit

- Convenient mounting of the shelf through the whole length of the pendant
- Made from stainless steel and aluminum painted with powder paint in "metallic" colors RAL9006
- Dimensions may be standard or by customer's request
- Resistant to all the cleaning detergents

